

Unveiling the Elegance and Etiquette of Monograms, Crests, Ciphers, and Seals: A Journey into the World of Social Stationery

In the realm of social interactions, where refinement and propriety abound, the art of social stationery holds a place of timeless grace and significance. Monograms, crests, ciphers, and seals – each an intricate symbol of personal identity and distinction – embellish the finest correspondence, adding an air of sophistication and elegance to the written word.

In this comprehensive guide, "Monograms Crests Ciphers Seals And The Etiquette Of Social Stationery," we embark on an enchanting journey into the world of formal correspondence, exploring the history, symbolism, and etiquette surrounding these cherished elements of social decorum.



The Complete Engraver: Monograms, Crests, Ciphers, Seals, and the Etiquette of Social Stationery

by Nancy Sharon Collins

★★★★☆ 4.2 out of 5

Language : English
File size : 43855 KB
Text-to-Speech : Enabled
Screen Reader : Supported
Enhanced typesetting: Enabled
Print length : 287 pages
Lending : Enabled



Chapter 1: Monograms – The Epitome of Personal Style



Tracing the Origins of Monograms

Monograms, the interlaced initials of a person's name, have adorned everything from ancient artifacts to contemporary fashion. Their roots can be traced back to medieval Europe, where they were used to mark ownership and identify individuals in a time when literacy was not widespread.

The Art of Monogram Design


Creating a monogram is an art form in itself. The precise arrangement of letters, the choice of fonts, and the incorporation of decorative elements all contribute to its unique character. From simple, understated designs to

elaborate, eye-catching creations, monograms reflect the personality and style of their owners.

Etiquette of Monogram Use

The etiquette of monogram use is relatively straightforward. Women typically use their first, middle, and last initials, while men often omit their middle initial. Monograms are commonly found on letterhead, envelopes, calling cards, and other personalized stationery.

Chapter 2: Crests and Coats of Arms – Symbols of Nobility and Heritage



The History of Crests and Coats of Arms

Crests and coats of arms have a long and storied history, dating back to the Middle Ages. Originally used by knights to identify themselves on the battlefield, they evolved into symbols of family lineage and social status.

The Elements of a Coat of Arms

A coat of arms is a complex visual representation of a family's history and identity. It typically consists of a shield emblazoned with various symbols, a helmet, a crest, and a motto. Each element has its own specific meaning and significance.

The Etiquette of Crest and Coat of Arms Use

Crests and coats of arms are traditionally passed down through generations and are used sparingly. Their use is generally restricted to formal occasions and official documents, such as family wills and deeds.

Chapter 3: Ciphers – A Secret Language of Love and Intrigue



The Origins and Uses of Ciphers

Ciphers are secret codes that have been used throughout history for communication and encryption. They have played a pivotal role in espionage, diplomacy, and romantic affairs.

Types of Ciphers

There are numerous types of ciphers, each with its own method of encrypting and decrypting messages. Some of the most common include substitution ciphers, transposition ciphers, and rotor ciphers.

The Romance of Ciphers

Ciphers have long been associated with romance and intrigue. Lovers would exchange secret messages using ciphers, adding an element of excitement and mystery to their communications.

Chapter 4: Seals – Imprints of Authenticity and Authority



The Purpose and History of Seals

Seals are impressions made on paper or wax to authenticate documents and indicate the authority of the sender. They have been used for centuries to protect important documents from tampering and forgery.

Types of Seals

There are various types of seals, including wax seals, ink seals, and embossing seals. Each type has its own advantages and uses.

The Meaning of Seal Designs

The designs on seals often have symbolic meanings. They may incorporate symbols of power, authority, or affiliation, reflecting the purpose and status of the individual or organization using them.

Chapter 5: The Etiquette of Social Stationery – A Guide to Refinement

Using social stationery is an art that requires refinement and attention to detail. This chapter covers the etiquette surrounding the use of monograms, crests, ciphers, and seals, ensuring that you present yourself with the utmost elegance and propriety.

Choosing the Appropriate Stationery

The choice of social stationery should reflect the occasion and the formality of the correspondence. For formal events, heavy paper with a luxurious texture is preferred. For more casual communications, lighter papers with a more contemporary design may be suitable.

Addressing Envelopes

Addressing envelopes is a crucial aspect of social etiquette. Monograms or crests are typically placed in the center of the envelope, while the recipient's address is written on the lower half. The sender's address is placed on the back flap of the envelope.

Using Seals and Ciphers

Seals and ciphers are used sparingly and only on the most formal occasions. Seals should be placed on the lower right-hand corner of the envelope, while ciphers can be incorporated into the letterhead or printed on the envelope.

The world of monograms, crests, ciphers, and seals is a fascinating and intricate one, steeped in history, symbolism, and etiquette. By embracing the knowledge and traditions surrounding these elements of social stationery, we elevate our written communications to a realm of sophistication and refinement.

May this guide serve as your indispensable companion as you navigate the intricacies of formal correspondence. With the knowledge and understanding gained within these pages, you will leave a lasting impression with every meticulously crafted letter and sealed envelope.




The Complete Engraver: Monograms, Crests, Ciphers, Seals, and the Etiquette of Social Stationery

by Nancy Sharon Collins

★★★★☆ 4.2 out of 5


Language : English
File size : 43855 KB
Text-to-Speech : Enabled
Screen Reader : Supported
Enhanced typesetting : Enabled
Print length : 287 pages
Lending : Enabled





Unveiling the Enchanting Realm of "Skyhunter" by Marie Lu: A Literary Odyssey into an Unseen World

A Literary Odyssey: Journey to an Unseen World Prepare yourself for an extraordinary literary journey as you delve into the pages of...



Heroes and Villains from American History: The Biography of David Dixon Porter

David Dixon Porter was an American naval officer who served during the Civil War. He was a skilled commander and strategist, and he played a key...